


K3300

Solar Cell Imaging Test System

Test Systems On Demands
www.mcscience.com

Solar Cell Inspection Tool Using Luminescence Imaging and Laser Scanning

This system provides various imaging test solutions such as electroluminescence, photoluminescence, thermal imaging, and light beam induced current measurement for inspection of solar cell's internal defects and device failures.



Defects of solar cell and module, such as crack, dark area and finger defect are detected from luminescence inspection.



Electroluminescence Imaging

Photoluminescence Imaging

Light Beam Induced Current Imaging

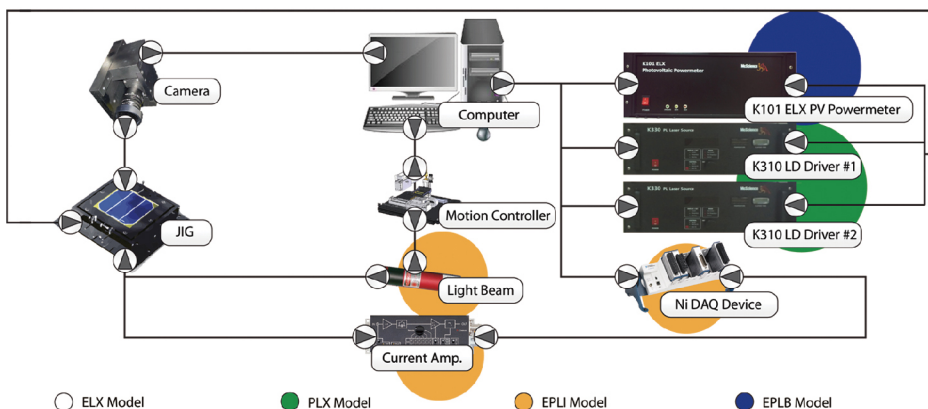
Thermal Imaging

Automatic Detection of Microcrack, Dark Area & Finger Defect




Copyright© McScience Inc. All Right Reserved.

System Configuration



System Components



<K301 Imaging Kit>



<K103 ELX Powermeter>



<K310 LD Driver>




<LED 850>



<Laser>



<PLC>



<K733 Solar Cell Imaging Software>

System Specification

Model Name	K3300 Solar Cell Imaging System
System Model	ELX : EL Measurement / PLX : PL Measurement / EPLI : EL+PL / EPLB : EL+PL+ LBIC Measurement
System Configuration	K301 Camera Set, [K103 ELX DC Power Supply : Using ELX], [K310 LD Driver, LED, LASER : Using PLX], Main frame, Box Table [Motion : Using Semi Auto ELX], Controller, PC, ACC
Measure Time	EL : <10sec, PL : <10sec, LBIC : 2 hour (6" Cell)
Measurement	Micro Crack, Hot Spot, Finger Defect, Dark Area, Isc Mapping, Relative Efficiency
Dimension	ELX & PLX - [Size : (W)600mm x (d)1,000mm x (H)1,800mm / Weight : <100Kg / Utility : 200V, 15A, Air 6 Bar] EPLI & EPLB - [Size : (W)1,200mm x (d)1,000mm x (H)1,800mm / Weight : <300Kg / Utility : 200V, 15A, Air 6 Bar]
Test Sample	Crystalline 5", 6", Si Solar Cell